

**duoPort SK**  
The slide-tilt fitting.



in  
windows



activPilot creates new freedoms: space-saving operation, elegant in appearance, generous interior design

## More room for quality living – Slide and tilt your balcony doors.

Large-format window elements are a characteristic of modern architecture. They let in plenty of natural daylight, afford generous views and allow rooms to 'breathe'. However, technical possibilities had been limited for a long time: swing doors require a great deal of space on the inside when opened, while sliding doors cannot be tilted to provide ventilation. The perfect solution: duoPort SK, the slide-tilt system from Winkhaus.

### Versatile functions and design

With duoPort SK, users can slide and tilt balcony doors, thus ensuring doors can even be installed in locations where space is limited. Whether used in wooden or PVCu windows, Winkhaus's fitting range creates wider scope for interior design and meets the exacting standards set by architects, constructors and owners. The duoPort SK is suitable for balcony door sashes weighing up to 200 kg with a sash rebate height up to 2,700 mm. The system can also supply ultra-slim solutions:

thanks to its shallow installation depth, the fitting can also be used in narrow profiles.

### Simple processing

duoPort fittings can be easily and effectively processed and finished thanks to their intelligent design. Pre-assembled modules ensure duoPort SK fitting components can be effortlessly and efficiently installed even on large-format window elements. Cover caps and trims can be clipped on easily.

## From simply secure to highly convenient – The right solution for every requirement.

### Extra security and convenience

Whichever duoPort SK model you decided on, you will benefit from state-of-the-art technology, the qualities of which are manifest in its many functions and its ease of use. Load capacities vary between 100 kg and 200 kg sash weight, depending on the design. The duoPort fitting system is extremely versatile thanks to its 125 mm opening width and 35 mm free size of the frame\*. Large rollers and optimum glide performance ensure even heavy glazing elements slide gently and effortlessly. The bogie height can be easily adjusted. The system is fitted quickly, easily and safely during all stages of the installation process.

### Compatible with activPilot

Many components are identical to those used in our successful activPilot system, thus reducing the time and effort you require for ordering, storage and logistics.

### Easier to open and close

We supply the slide-tilt fitting duoPort SK in two different technical designs: with **duoPort SK-S**, users open and close balcony doors by hand using the safe, smooth-running system. The **duoPort SK-Z** design offers added convenience: the opening and closing function is made easier thanks to a handle control system and an automatic tilt and engage function. This ensures users can easily tilt and slide even heavy balcony doors.

### \*Free size of the frame

This refers to the gap between the floor surface and the lower edge of the sash.

### Operating convenience: automatic tilt and engage function



### Winkhaus Plus

- + Suitable for balcony door panels weighing up to 200 kg with a sash rebate height up to 2,700 mm
- + 125 mm opening width, ideal for deep sash profiles
- + All design variations can be implemented with few component modules
- + Simple fitting
- + Handle-controlled fitting system with integrated anti-lockout device – Door only closed if user consciously turns handle
- + Optional: faulty operation safety catch

## Setting benchmarks: duoPort SK-S.

### Sturdy technology with a beautiful design

You will have the system technology fully under control with duoPort SK-S. This fitting system featuring activPilot central locking enables users to open, slide, tilt and lock glazing elements manually using a simple lever.

The solid bogies are fitted with 28 mm rollers, which enable the sash to slide smoothly and silently when opening or closing. The integrated cleaning brushes ensure optimum slide performance even after years of use. The bogies are protected by a cover and blend in with the overall aesthetics of the window.

### Security and a tight seal

Combined with security tilt keeps, the mushroom-headed octagonal locking bolts guarantee basic security in both standard and high-load capacity designs. The contact pressure can be adjusted as required to ensure an effective seal between sash and frame. duoPort thus optimally meets requirements for heat-insulated window systems.

### Winkhaus Plus

- + Suitable for sash weights up to 160 kg
- + Maximum sash rebate width up to 1,650 mm
- + Single-hand operation to open, slide, tilt and lock windows
- + Optimum seal – also for thermal insulation windows

Wide scope for a variety of uses: large opening width of 125 mm



	duoPort SK 100 S	duoPort SK 160 S
Max. sash weight	100 kg	160 kg
Max. sash rebate width	1,250 mm	1,650 mm
Max. sash rebate height	2,250 mm	2,700 mm
Shear activation	Without handle control	Without handle control
Locking system	activPilot circumferential central locking	activPilot circumferential central locking

# Virtually automatic operation: duoPort SK-Z.

## Slide heavy windows easily

The duoPort SK-Z is the Winkhaus slide-tilt fitting convenience model. It boasts all the quality features included in the basic SK-S design while offering additional functions. The locking mechanism is particularly smooth-running; it can be activated using the ergonomic lever handle with minimum effort. Users only need to gently press the disengaged handle to close the window element or to place it in the required open position. Such smooth handling is made possible by the integrated, handle-operated shear module. Even large window elements weighing up to 200 kg can be moved effortlessly and conveniently using the duoPort SK-Z.

A special, single-piece, tandem bogie for window sashes up to 200 kg ensures smooth operation and stability thanks to an enlarged contact surface and extended anchorage points. Sash rebate widths up to 2,000 mm can thus be reliably installed.

## Protection against faulty operation

The duoPort SK-Z is fitted with an anti-lockout device, which stops the door sash from closing accidentally and locking somebody out. The innovative faulty operation safety catch also prevents the handle from being switched into a wrong position.

---

### Winkhaus Plus

---

- + Smooth-running locking mechanism
  - + Heavy window elements slide easily and conveniently
  - + Easy operation using ergonomic handle
  - + Anti-lockout device featured as standard for series
- 

## In full control: smooth-running shear activation



	duoPort SK 160 Z	duoPort SK 200 Z
Max. sash weight	160 kg	200 kg
Max. sash rebate width	2.000 mm	2.000 mm
Max. sash rebate height	2.700 mm	2.700 mm
Shear activation	With handle control	With handle control
Locking system	Circumferential central locking system with activPilot frame components	Circumferential central locking system with activPilot frame components

## Overview of product advantages.




---

### 125 mm opening width and 35 mm free size of the frame

---

- + Wide range of uses
- + For deep sash profiles – e.g. for highly effective, heat-insulated window systems
- + Future-proof technology
- + No profile enlargement necessary
- + Lower door threshold to ensure unhindered entry and exit
- + For sash weights of up to 200 kg




---

### Convenient operation

---

- + Easier, gentler slide
- + Greater operating convenience when sliding and closing
- + Greater protection and functions for slide-tilt elements
- + Optimised glide performance




---

### Frame components can be used in different system types

---

- + Compatible with activPilot frame components
- + Cost-effective warehousing
- + Reduced capital investment




---

### Advantages in logistics

---

- + Ready-to-use, compact rail sets in different sizes
- + Sophisticated packaging concept for optimum process and production sequences
- + Simplified warehousing and logistics, yet the range is flexible




---

**Combination component for duoPort SK 160 Z and 200 Z**

---

- + The faulty operation safety catch prevents the handle from being switched into a wrong position
- + The anti-lift protection prevents the door from being prised out by intruders
- + Window easy to handle
- + Pre-assembled, profile-specific installation kits




---

**Anti-lockout device**

---

- + The integrated anti-lockout device prevents the door from accidentally engaging
- + Anti-lockout device activated by special handle position




---

**Reduced installation times**

---

- + Pre-assembled component modules, fewer parts
- + Intelligent installation concept
- + Easy to handle when installing the sash element
- + Visual check to ensure shears lock into the slide rail slider securely
- + Saves on time and costs




---

**Simple height adjustment for bogies**

---

- + Easily accessible adjustment settings on the bogie
- + Once adjustment is complete, use securing clip to fasten into position
- + Flat bogie covers and beautifully shaped cover caps are easily fitted

## Smooth and reliable operation up to 200 kg.

### Sturdy technology for heavy sashes

Reliable technology is invaluable when large, heavy glazing panels need to be opened and closed. The Winkhaus slide-tilt fitting duoPort SK is optimally suited for such requirements. With some designs able to support up to 200 kg, the duoPort SK's effective load capacity is primarily due to its special slide mechanism technology. Balcony doors glide particularly safely and conveniently on duoPort SK fittings thanks to the contact surface on the 28 mm comfort rollers. Tandem bogies are used for window sashes weighing more than 160 kg. The rollers in this new slide mechanism system offer double the contact surface compared with the standard system.

### For deep profiles

The new duoPort SK's bogies and shears offer a particularly large opening width at 125 mm. The duoPort system is thus ideal for deep sash profiles, e.g. for heat-insulated windows.

### For full-height balcony doors

Perfectly matched shears, bogies and sliders ensure optimum stability and retaining force. The system variation duoPort SK-Z can be used with sash rebate heights up to 2,700 mm, thus ensuring superior functions and convenient operation are now also available for full-height balcony doors.

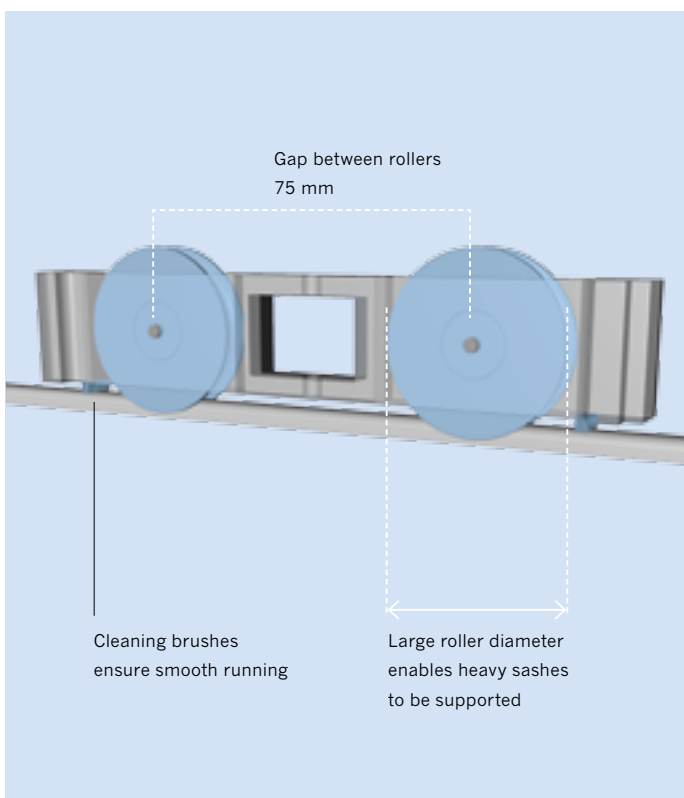
---

### Winkhaus Plus

---

- + **Comfort rollers 28 mm in diameter**
  - + **Unequaled smooth performance and security**
  - + **Suitable for glazing elements up to 200 kg**
  - + **125 mm opening width for deep profiles**
- 

Optimum load capacity and maximum convenience: the duoPort tandem bogie



With duoPort SK, even large-format, heavy windows slide easily and securely





# Custom-made security.

## Modular burglary protection

The Winkhaus modular system enables the duoPort SK fitting system to be very easily adapted to satisfy individual security requirements. Both basic and advanced duoPort SK system models feature solid mushroom-head locking bolts. When the fittings are equipped with security keeps on all sides, burglary resistance is improved to meet DIN resistance class RC2 / RC2 N requirements. Further individual quality features ensure effective burglary protection and functional

reliability on a daily basis:

- New articulated joint mechanics for secure open position
- Reduced clearance in interlinkage between screw-on drive handle and central locking
- Faulty operation safety catch also prevents sash from being lifted out
- Anti-lockout protection
- Secured interlinkage between frame and sash with possibility to visually check interlinkage using new sliders

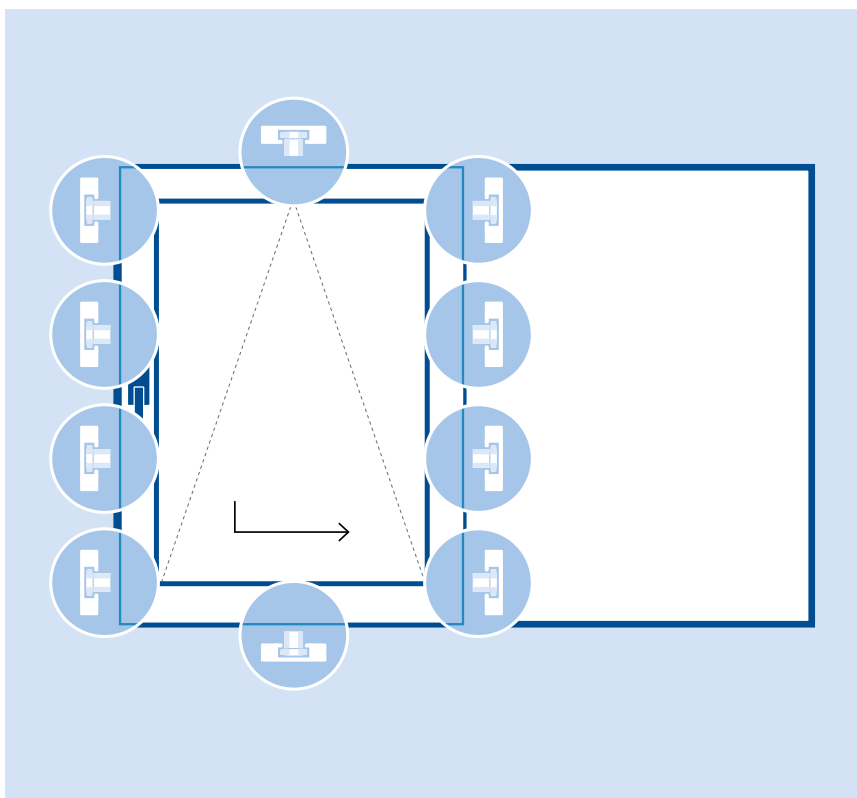
---

### Winkhaus Plus

---

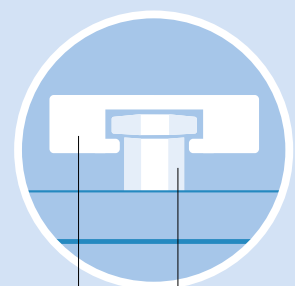
- + Solid mushroom-head locking bolts
  - + Modular burglary resistance up to resistance class RC2 / RC2 N
  - + Faulty operation safety-catch and anti-lockout device
- 

duoPort fittings can be matched to individual security requirements on a modular basis



**RC2 / RC2 N**  
in compliance with  
DIN EN 1627-1630

The locking bolt features a mushroom-shaped design and locks into the security keep when the door is closed.



Security keep

Mushroom-head locking bolt

## Less work, greater efficiency.

### Flexible configuration – fast installation.

The duoPort fitting system consists of a modular concept based on Winkhaus's activPilot components. You can configure all design variations using the clearly arranged selection of basic components. The modular system also offers you the advantage of fast, easy installation, something you will notice when carrying out preparatory work.

The double slide mechanisms are pre-assembled as a component module, as are the keeps on the sash drive rod. Uniform drill hole diameters for bogies and drive handles save you time as there is no need to change

drill bits; all screw points are easily accessible. Support components with snap-on grooves also make installation simpler. The low, 9 mm installation height for the shear module ensures the window element height can be easily adjusted with a single tool and then permanently fastened into position using a securing clip.

Identical cover caps for Systems 160 S, 160 Z and 200 Z.

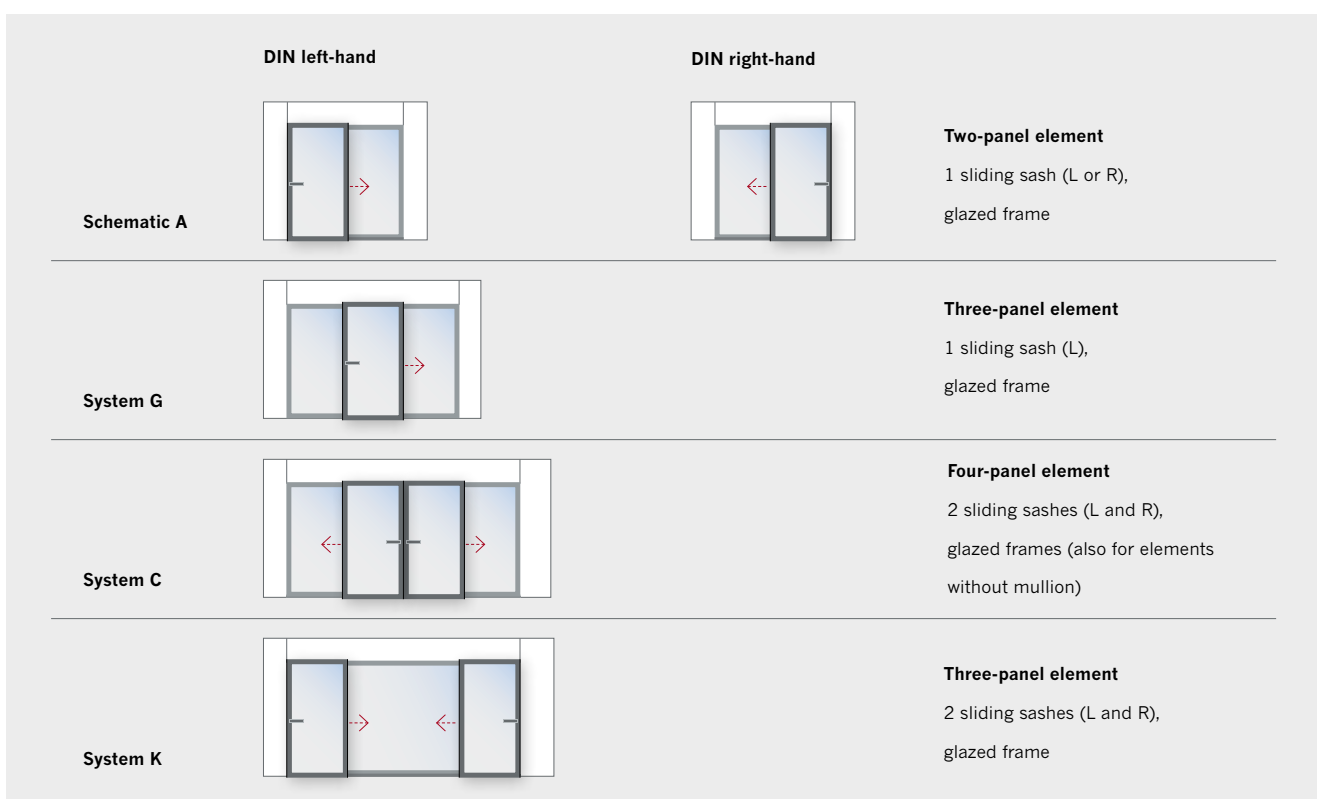
---

### Winkhaus Plus

---

- + Pre-assembled component modules for easy installation on site
  - + Fewer components save time
  - + Extensive system compatibility with activPilot
  - + Simplified scheduling, warehousing and logistics
- 

duoPort SK's modular concept design ensures assembly is more flexible and more cost-effective.





An elegant solution: beautifully shaped details for a harmonious overall design

## Design concept for the discerning user.

### Pleasingly durable

Window technology is an investment for the long term. Winkhaus meets this requirement not only through long-lasting quality, but also thanks to attractive, timeless design.

The duoPort SK fitting system can be installed in both wooden and PVCu windows. The visible system components impress due to their aesthetic design and are available in white, brown and silver.

The duoPort SK is suitable for both narrow frames and heavy balcony doors. The duoPort SK is unobtrusive thanks to its shallow installation depth, even in its most robust design for sashes weighing up to 200 kg and sash rebate

heights up to 2,700 mm. A perfect outward appearance is assured due to the flat cover on the bogie and beautifully shaped cover caps, colour-coordinated with the handle.

The duoPort SK concept unites all visible surfaces – frames, cover profiles and handles – to form a harmonious whole. Due to its detailed, sophisticated design, the duoPort SK fitting system is highly suitable for areas of use where aesthetics play an important role, such as buildings featuring high-grade architecture with full-height balcony doors.

**Aug. Winkhaus GmbH & Co. KG**

August-Winkhaus-Straße 31

D-48291 Telgte

T +49 (0) 25 04-921-0

F +49 (0) 25 04-921-340

[www.winkhaus.de](http://www.winkhaus.de)

[fenstertechnik@winkhaus.de](mailto:fenstertechnik@winkhaus.de)

